


# ASSOCIATED AND CATHOLIC COLLEGES OF WA



## SWIMMING CARNIVAL C DIVISION TUESDAY 24 MARCH 2020 HBF STADIUM (INDOOR POOL)



*Get the ACC Sport app and never miss a moment*



# C DIVISION

## TUESDAY 24 MARCH 2020

### HBF STADIUM (Indoor Pool)

#### C DIVISION COLLEGE COLOURS & LANES

LANE	SCHOOL	CAPS	BATHERS
1	Lake Joondalup Baptist College	Gold	Navy blue with gold & light blue vertical stripes
2	St Mary MacKillop College	Burgundy	Burgundy, white, grey
3	Kennedy Baptist College	Navy blue with KBC emblem	Navy Blue with Sky blue and White Piping
4	John Septimus Roe ACS	Light blue with school crest	Maroon with white panel; B: briefs or bike pants
5	Mandurah Baptist College	Gold / Yellow	Navy/Gold
6	Georgiana Molloy ACS	Teal with white logo	Navy, teal green and white; B: briefs/jammers; G: one piece
7	Frederick Irwin AS	Dark Green	Green with yellow stripe
8	Kingsway Christian College	Red with white KCC letters	Navy blue with red trim & white piping

#### OTHER CARNIVAL DIVISIONS

<b>A DIVISION 25 March 2020</b> <b>HBF STADIUM</b> John XXIII College All Saints' College Newman College Mandurah Catholic College Mercedes College CBC Fremantle St Stephen's School, Duncraig Sacred Heart College Chisholm College	<b>B DIVISION 26 March 2020</b> <b>HBF STADIUM</b> Corpus Christi College St Brigid's College Mazenod College Ursula Frayne Catholic College Nagle Catholic College St Mark's ACS Peter Moyes ACS Prendiville Catholic College Kolbe Catholic College	<b>D DIVISION 27 March 2020</b> <b>HBF STADIUM</b> John Paul College Servite College Guildford Grammar La Salle College Emmanuel Catholic College St Norbert College Lumen Christi College Swan Christian College
<b>E DIVISION 23 March 2020</b> <b>HBF STADIUM</b> Bunbury Grammar Mater Dei College Seton Catholic College St Stephen's Carramar Living Waters Lutheran Irene McCormack Catholic College Swan Valley ACS Carey Baptist—Harrisdale	<b>F DIVISION 20 March 2020</b> <b>HBF STADIUM</b> Austin Cove Baptist Tranby College Providence Christian College St George's AGS Geraldton Grammar Helena College Holy Cross Peter Carnley ACS	<b>G DIVISION 19 March 2020</b> <b>HBF STADIUM</b> St Joseph's Albany Kearnan College Rehoboth Christian Aranmore Quinns Baptist College John Wollaston ACS St Joseph's Northam Mercy College
<b>H DIVISION 18 March 2020</b> <b>HBF STADIUM</b> South Coast Baptist Court Grammar Carmel School Mundaring Christian College Cornerstone St Andrew's Grammar St James' AS Grace Christian School Strathalbyn Christian College	<b>I DIVISION 17 March 2020</b> <b>HBF STADIUM</b> Alkimos Baptist College Immaculate Heart College The King's College Mother Teresa Catholic College Ellenbrook Christian College Southern Hills Christian College Fremantle Christian College Edmund Rice College	<b>J DIVISION 16 March 2020</b> <b>HBF STADIUM</b> Foundation Christian College' Carey Baptist—Forrestdale St John Bosco College International School of WA Heritage College St Mary Star of the Sea Northshore Christian Grammar



## AGE CLASSIFICATION

- A, B, C, and D Division – U13, U14, U15, U16, U17 and OPEN (U19).
- E and F Divisions – U13, U14, U15, U16 and OPEN (U19).
- G, H & I Divisions – U13, U14, U15 and OPEN (U19).
- J Division—U13, U14 and OPEN (U19).
- Junior categories include;
  - ⇒ U13, U14 and U15 - A to F division carnivals.
  - ⇒ Only U13 and U14 - G, H, and J division carnivals.
- Senior categories include;
  - ⇒ U16, U17 and Open (U19) - A, B, C and D division carnivals.
  - ⇒ Only U16 and Open (U19) - E and F division carnivals.
  - ⇒ Only U15 and Open (U19) - G, H & I division carnivals.
  - ⇒ Only Open (U19) - J division carnival.
- All ACC carnivals will use one age cut-off date for age group classification. The age cut-off date is;
   
\*\***30th June for those born after 31st December 1996, i.e. born after 1996**\*\*
- Competitors are permitted to compete in one age group only, for all events.

## TROPHIES

- A competitor who qualifies to compete in U14, but elects to compete in U15 for his or her **FIRST EVENT**, must remain in U15 for all other events, including relays.

Trophies are awarded in the following categories:

### **All carnivals**

Junior Boys    Senior Boys    Aggregate Boys  
 Junior Girls    Senior Girls    Aggregate Girls  
 Combined Aggregate

### **Age Champions and All Stars Team**

The ACC does not announce age championship winners at the carnivals. Championship winners will be posted on the web site results after the carnival and will receive a certificate of acknowledgment. Following the series of carnivals, the ACC will compare all results and select an all stars team of the best performers in each event across all carnival divisions. Students selected in the all stars team will receive a certificate of acknowledgment from the ACC.

## RESULTS

Carnival results are available online at [www.accsport.asn.au/carnivals/swimming/results/2020](http://www.accsport.asn.au/carnivals/swimming/results/2020) or through the ACC Sport App.



### **Post Carnival**

The **final** determination of results will take place three days after the completion of the carnival. This stage

POINTS ALLOCATION	1st	2nd	3rd	4th	5th	6th	7th	8th
<b>DIV I</b>	12	11	10	9	8	7	6	5
<b>DIV II</b>	8	7	6	5	4	3	2	1
<b>DIV III</b>	8	7	6	5	4	3	2	1
<b>Relays DIV I</b>	24	22	20	18	16	14	12	10



# EVENT RULES

- ACC swimming carnivals are conducted using Swimming WA officials under FINA rules, except if stated otherwise in this Charter.
- **In 2015 the ACC adopted the FINA “one start” rule (SW 4.4).**
- **The Start Rule:** Any swimmer starting before the starting signal has been given, shall be disqualified. If the starting signal sounds before the disqualification is declared, the race shall continue and the swimmer or swimmers shall be disqualified upon completion of the race. If the disqualification is declared before the starting signal, the signal shall not be given, but the remaining swimmers shall be called back and start again. The referee repeats the starting procedure beginning with the long whistle (the second one for backstroke).

**Interpretation:** After all swimmers are “stationary” (SW 4.1), any swimmer who moves before the starting signal may be disqualified when such movement is observed and confirmed by both the starter and referee.

**ACC amendment:** Swimmers disqualified at the start shall still be allowed to swim in the race and the swimmer or swimmers shall be disqualified upon completion of the race. This change from FINA rules is to encourage participation and allow school aged competitors the opportunity to still compete in a race.
- **Use of video evidence:** In 2017 the ACC adopted the following rule;

No video recording to be used across all carnivals (swimming, athletics, cross-country) as evidence for results or an appeal. Schools and parents may take video or photographic recordings of their own students, but this will not be used by the ACC as appeal evidence. The only use of video recording in result adjudication will be in cases where the ACC deem it appropriate for event officials to officially video record events for results purposes.
- **A & B Division:** To be conducted under FINA rules, except if stated otherwise above.
- **C - J Division:** To be conducted under FINA rules but modified to take the following into account. Swimming WA officials have the power to use their discretion and common sense when adjudicating on rule infringements and should only call a disqualification if the infringement provides the swimmer with a clear and unfair advantage.
- Competitors must swim in their official school swimming cap and bathers. Competition racing bathers must meet FINA requirements.
- Competitors may swim in only one division of any event.
- Competitors in divisions G, H, I and J division carnivals may swim in both Freestyle events i.e. a student that competes in the individual 100m Freestyle can also compete in the 50m Freestyle.
- **In carnival divisions A-F, competitors **cannot** swim in an individual 50m freestyle event (Div I or II) and a 100m freestyle event.**
- **For divisions G, H, I and J only, the 100m freestyle and medley relay are unrestricted (UR) events.** Swimmers from any age group may compete and still maintain their age group status e.g. an U/15 swimmer may swim in all U/15 events throughout the day and also swim in the unrestricted 100m freestyle and medley relay.
- Swim order for medley relay is as follows: Backstroke, Breaststroke, Butterfly, Freestyle.
- In the event that variation in a placing occurs (eg a malfunction in the electronic timing/judging or swimmer not touching the wall), the ratified result should be determined by the following method. The place is given by:

**1st Consideration:** Electronic timing based on the touchpad time.

**2nd Consideration:** The timekeepers in each lane based on the slower of the two times. At HBF Stadium the timekeeper has a back up button mechanism.

**3rd Consideration:** The Referee's decision, based on the manual place judge results.

**Extra Consideration:** In the event of a touch pad or backup button failing to register a time (due to mechanism failure or touch pad not hit hard enough) the competitor will be given an adjusted time relevant to their correct place.

## PROGRAMME OF EVENTS C & D DIVISIONS

EVENT No	TIME/EVENT						RECORD			
1	10.00	G	OPEN	100M	F/S	DIV I	Merindah Dingjan	Frederick Irwin As	00.59.16	2007
2	10.03	B	OPEN	100M	F/S	DIV I	Damian Fyfe	St Stephen's Duncraig	00.53.44	2014
3	10.06	G	U17	100M	F/S	DIV I	Rebecca Blevins	Mater Dei College	00.58.84	2007
4	10.09	B	U17	100M	F/S	DIV I	Damian Fyfe	St Stephen's Duncraig	00.53.46	2013
5	10.12	G	U16	100M	F/S	DIV I	Crystal Edwards	St Stephen's Duncraig	00.57.09	2019
6	10.15	B	U16	100M	F/S	DIV I	Damian Fyfe	St Stephen's Duncraig	00.54.63	2012
7	10.18	G	U13	50M	F/S	DIV III	Emily Holland	Southern Hills CC	00.29.52	2017
8	10.19	G	U13	50M	F/S	DIV II	Emily Holland	Southern Hills CC	00.29.52	2017
9	10.20	G	U13	50M	F/S	DIV I	Emily Holland	Southern Hills CC	00.29.52	2017
10	10.21	B	U13	50M	F/S	DIV III	Jacob Hale	John Wollaston	00.28.60	2018
11	10.22	B	U13	50M	F/S	DIV II	Jacob Hale	John Wollaston	00.28.60	2018
12	10.23	B	U13	50M	F/S	DIV I	Jacob Hale	John Wollaston	00.28.60	2018
13	10.24	G	U14	50M	F/S	DIV III	S Miller	Newman	00.28.75	1996
14	10.25	G	U14	50M	F/S	DIV II	S Miller	Newman	00.28.75	1996
15	10.26	G	U14	50M	F/S	DIV I	S Miller	Newman	00.28.75	1996
16	10.27	B	U14	50M	F/S	DIV III	Jacob Hale	John Wollaston	00.26.83	2019
17	10.28	B	U14	50M	F/S	DIV II	Jacob Hale	John Wollaston	00.26.83	2019
18	10.29	B	U14	50M	F/S	DIV I	Jacob Hale	John Wollaston	00.26.83	2019
19	10.30	G	U15	50M	F/S	DIV III	Adelaide Hart	Seton College	00.27.75	2009
20	10.31	G	U15	50M	F/S	DIV II	Adelaide Hart	Seton College	00.27.75	2009
21	10.32	G	U15	50M	F/S	DIV I	Adelaide Hart	Seton College	00.27.75	2009
22	10.33	B	U15	50M	F/S	DIV III	K Ruthven	Chisholm	00.26.00	2004
23	10.34	B	U15	50M	F/S	DIV II	K Ruthven	Chisholm	00.26.00	2004
24	10.35	B	U15	50M	F/S	DIV I	K Ruthven	Chisholm	00.26.00	2004
25	10.36	G	U16	50M	F/S	DIV II	R Bell	Mercedes	00.28.11	1998
26	10.37	G	U16	50M	F/S	DIV I	R Bell	Mercedes	00.28.11	1998
27	10.38	B	U16	50M	F/S	DIV II	Matthew Teng	Ursula Frayne	00.25.43	2019
28	10.39	B	U16	50M	F/S	DIV I	Matthew Teng	Ursula Frayne	00.25.43	2019
29	10.40	G	U17	50M	F/S	DIV II	C Cosgrove	Lumen Christi	00.28.64	1996
30	10.41	G	U17	50M	F/S	DIV I	C Cosgrove	Lumen Christi	00.28.64	1996
31	10.42	B	U17	50M	F/S	DIV II	James Bull	Chisholm College	00.24.94	2016
32	10.43	B	U17	50M	F/S	DIV I	James Bull	Chisholm College	00.24.94	2016
33	10.44	G	OPEN	50M	F/S	DIV II	Rebecca Blevins	Mater Dei College	00.28.40	2008
34	10.45	G	OPEN	50M	F/S	DIV I	Rebecca Blevins	Mater Dei College	00.28.40	2008
35	10.46	B	OPEN	50M	F/S	DIV II	M Lenton	John Sept Roe	00.24.66	2003
36	10.47	B	OPEN	50M	F/S	DIV I	M Lenton	John Sept Roe	00.24.66	2003
36B		G	No Limits	50M	F/S	MC				
36C		B	No Limits	50M	F/S	MC				
37	10.48	G	JNR	4 x 50M	MD RELAY	DIV I		Mandurah Catholic	02.12.72	2016
38	10.52	B	JNR	4 x 50M	MD RELAY	DIV I		Sacred Heart	02.06.42	2013



EVENT	TIME/EVENT						RECORD			
39	10.56	G	SNR	4 x 50M	MD RE-LAY	DIV I		Iona	02.08.97	2009
40	11.00	B	SNR	4 x 50M	MD RE-LAY	DIV I		St Mark's ACS	01.53.25	2015
41	11.04	G	U13	50M	BR/S	DIV II	Crystal Edwards	St Stephen's Duncraig	00.37.05	2016
42	11.06	G	U13	50M	BR/S	DIV I	Crystal Edwards	St Stephen's Duncraig	00.37.05	2016
43	11.08	B	U13	50M	BR/S	DIV II	Thomas Prowton	Peter Moyes	00.38.15	2018
44	11.10	B	U13	50M	BR/S	DIV I	Thomas Prowton	Peter Moyes	00.38.15	2018
45	11.12	G	U14	50M	BR/S	DIV II	Logan Bristow	St Brigid's	00.36.81	2010
46	11.14	G	U14	50M	BR/S	DIV I	Logan Bristow	St Brigid's	00.36.81	2010
47	11.16	B	U14	50M	BR/S	DIV II	Benjamin Dearle	Chisholm College	00.34.27	2014
48	11.18	B	U14	50M	BR/S	DIV I	Benjamin Dearle	Chisholm College	00.34.27	2014
49	11.20	G	U15	50M	BR/S	DIV II	Crystal Edwards	St Stephen's Duncraig	00.34.00	2018
50	11.22	G	U15	50M	BR/S	DIV I	Crystal Edwards	St Stephen's Duncraig	00.34.00	2018
51	11.24	B	U15	50M	BR/S	DIV II	Lennard Bremer	St Mark's ACS	00.33.02	2008
52	11.26	B	U15	50M	BR/S	DIV I	Lennard Bremer	St Mark's ACS	00.33.02	2008
53	11.28	G	U16	50M	BR/S	DIV II	Crystal Edwards	St Stephen's Duncraig	00.33.73	2019
54	11.30	G	U16	50M	BR/S	DIV I	Crystal Edwards	St Stephen's Duncraig	00.33.73	2019
55	11.32	B	U16	50M	BR/S	DIV II	Aleksandr Bell	John XXIII College	00.32.06	2017
56	11.34	B	U16	50M	BR/S	DIV I	Aleksandr Bell	John XXIII College	00.32.06	2017
57	11.36	G	U17	50M	BR/S	DIV II	M Sibraa	Kolbe	00.34.55	1992
58	11.38	G	U17	50M	BR/S	DIV I	M Sibraa	Kolbe	00.34.55	1992
59	11.40	B	U17	50M	BR/S	DIV II	George Harley	Sacred Heart	00.31.08	2015
60	11.42	B	U17	50M	BR/S	DIV I	George Harley	Sacred Heart	00.31.08	2015
61	11.44	G	OPEN	50M	BR/S	DIV II	Lauren Gastevich	St Stephen's Duncraig	00.33.76	2018
62	11.46	G	OPEN	50M	BR/S	DIV I	Lauren Gastevich	St Stephen's Duncraig	00.33.76	2018
63	11.48	B	OPEN	50M	BR/S	DIV II	George Harley	Sacred Heart College	00.30.54	2016
64	11.50	B	OPEN	50M	BR/S	DIV I	George Harley	Sacred Heart College	00.30.54	2016
64B		G	No Limits	50M	BR/S	MC				
64C		B	No Limits	50M	BR/S	MC				
65	11.52	G	U13	50M	B/FLY	DIV I	Tamsin Cook	St Mark's ACS	00.31.53	2011
66	11.54	B	U13	50M	B/FLY	DIV I	Jacob Hale	John Wollaston	00.31.24	2018
67	11.56	G	U14	50M	B/FLY	DIV I	Morgan Knox	Sacred Heart College	00.29.69	2018
68	11.58	B	U14	50M	B/FLY	DIV I	Jacob Hale	John Wollaston	00.28.19	2019
69	12.00	G	U15	50M	B/FLY	DIV I	Crystal Edwards	St Stephen's Duncraig	00.28.91	2018
70	12.02	B	U15	50M	B/FLY	DIV I	Damian Badenhorst	Austin Cove Baptist	00.27.05	2018
71	12.04	G	U16	50M	B/FLY	DIV I	Crystal Edwards	St Stephen's Duncraig	00.28.25	2019
72	12.06	B	U16	50M	B/FLY	DIV I	Damian Badenhorst	Austin Cove	00.26.54	2019
73	12.08	G	U17	50M	B/FLY	DIV I	Alyssa Burgess	Prendiville College	00.29.70	2019
74	12.10	B	U17	50M	B/FLY	DIV I	Damian Fyfe	St Stephen's Duncraig	00.25.97	2013





EVENT	TIME/EVENT						RECORD			
75	12.12	G	OPEN	50M	B/FLY	DIV I	Danae Okulicz	Kingsway	00.28.69	2012
76	12.14	B	OPEN	50M	B/FLY	DIV I	Damian Fyfe	St Stephen's Duncraig	00.26.03	2014
77	12.16	G	U13	50M	BA/S	DIV II	Grace Hull	Sacred Heart	00.34.85	2011
78	12.18	G	U13	50M	BA/S	DIV I	Grace Hull	Sacred Heart	00.34.85	2011
79	12.20	B	U13	50M	BA/S	DIV II	Jacob Hale	John Wollaston	00.33.53	2018
80	12.22	B	U13	50M	BA/S	DIV I	Jacob Hale	John Wollaston	00.33.53	2018
81	12.24	G	U14	50M	BA/S	DIV II	K. Briggs	Prendiville	00.32.87	2004
82	12.26	G	U14	50M	BA/S	DIV I	K. Briggs	Prendiville	00.32.87	2004
83	12.28	B	U14	50M	BA/S	DIV II	Jacob Dearle	Chisholm College	00.31.42	2016
84	12.30	B	U14	50M	BA/S	DIV I	Jacob Dearle	Chisholm College	00.31.42	2016
85	12.32	G	U15	50M	BA/S	DIV II	K Harken	Stella Maris	00.31.30	1981
86	12.34	G	U15	50M	BA/S	DIV I	K Harken	Stella Maris	00.31.30	1981
87	12.36	B	U15	50M	BA/S	DIV II	Peter D'Agostino	Mater Dei College	00.29.62	2007
88	12.38	B	U15	50M	BA/S	DIV I	Peter D'Agostino	Mater Dei College	00.29.62	2007
89	12.40	G	U16	50M	BA/S	DIV II	Alyssa Burgess	Prendiville	00.31.32	2018
90	12.42	G	U16	50M	BA/S	DIV I	Alyssa Burgess	Prendiville	00.31.32	2018
91	12.44	B	U16	50M	BA/S	DIV II	Peter D'Agostino	Mater Dei	00.28.85	2008
92	12.46	B	U16	50M	BA/S	DIV I	Peter D'Agostino	Mater Dei	00.28.85	2008
93	12.48	G	U17	50M	BA/S	DIV II	Alyssa Burgess	Prendiville College	00.31.18	2019
94	12.50	G	U17	50M	BA/S	DIV I	Alyssa Burgess	Prendiville College	00.31.18	2019
95	12.52	B	U17	50M	BA/S	DIV II	Damian Fyfe	St Stephen's Duncraig	00.28.39	2013
96	12.54	B	U17	50M	BA/S	DIV I	Damian Fyfe	St Stephen's Duncraig	00.28.39	2013
97	12.56	G	OPEN	50M	BA/S	DIV II	L Scharf	Corpus Christi	00.31.54	1998
98	12.58	G	OPEN	50M	BA/S	DIV I	L Scharf	Corpus Christi	00.31.54	1998
99	1.00	B	OPEN	50M	BA/S	DIV II	Remy Seneque	All Saints' College	00.28.20	2019
100	1.02	B	OPEN	50M	BA/S	DIV I	Remy Seneque	All Saints' College	00.28.20	2019
101	1.04	G	U13	4 x 50M	F/S RE-LAY	DIV I		Mandurah CC	02.08.12	2018
102	1.08	B	U13	4 x 50M	F/S RE-LAY	DIV I		Sacred Heart College	02.05.07	2017
103	1.12	G	U14	4 x 50M	F/S RE-LAY	DIV I		Prendiville College	02.01.67	2016
104	1.16	B	U14	4 x 50M	F/S RE-LAY	DIV I		CBC Fremantle	1.56.70	2012
105	1.20	G	U15	4 x 50M	F/S RE-LAY	DIV I		Iona	01.59.14	2007
106	1.24	B	U15	4 x 50M	F/S RE-LAY	DIV I		CBC Fremantle	01.51.69	2013
107	1.28	G	U16	4 x 50M	F/S RE-LAY	DIV I		Mandurah CC	01.58.99	2017
108	1.32	B	U16	4 x 50M	F/S RE-LAY	DIV I		St Mark's ACS	01.47.08	2013
109	1.36	G	U17	4 x 50M	F/S RE-LAY	DIV I		Mandurah CC	01.56.85	2018
110	1.40	B	U17	4 x 50M	F/S RE-LAY	DIV I		St Mark's ACS	01.43.85	2014
111	1.44	G	OPEN	4 x 50M	F/S RE-LAY	DIV I		Iona	01.57.78	2010
112	1.48	B	OPEN	4 x 50M	F/S RE-LAY	DIV I		St Mark's ACS	01.41.01	2015



# SEATING ALLOCATION FOR COMPETITORS AND SPECTATORS

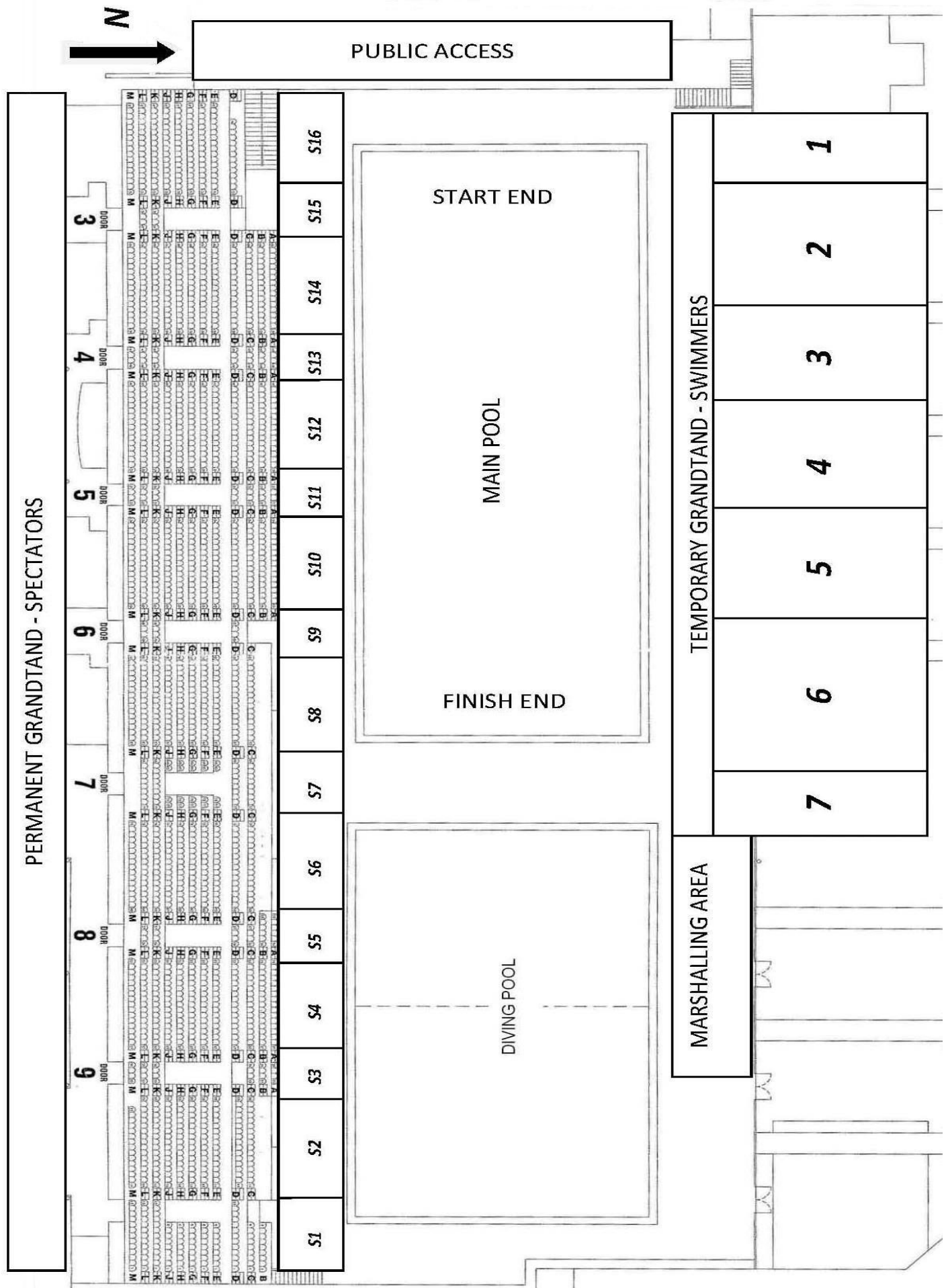
SCHOOL	SPECTATOR SEATING	EXIT ORDER	COMPETITOR SEATING TEMPORARY STAND
Kennedy	Block S16 (150 seats, rows D-M) <b>158 seats</b> Block S15 (8 seats) Exit Door 3	8	Block 1 (seats 96) Block 2 (seats 18) <b>114</b>
Frederick Irwin	Block S1-5 (if required, normally no spectators)	7	Block 2 (seats 114) <b>114</b>
Kingsway	Block S14 (204 seats) <b>204 seats</b> Exit Door 4	3	Block 2 (seats 14) Block 3 (100 seats) <b>114</b>
John Septimus Roe	Block S13 (28 seats) <b>232 seats</b> Block 12 (204 seats) Exit Door 5	6	Block 3 (24 seats) Block 4 (90 seats) <b>114</b>
St Mary MacKillop	Block S1-5 (if required, normally no spectators)	5	Block 4 (39 seats) Block 5 (75 seats) <b>114</b>
Georgiana Molloy	Block S1-5 (if required, normally no spectators)	2	Block 5 (54 seats) Block 6 (60 seats) <b>114</b>
Mandurah Baptist	Block S1-5 (if required, normally no spectators)	1	Block 6 (114 seats) <b>114</b>
Lake Joondalup	Block S1-5 (if required, normally no spectators)	4	Block 6 (18 seats) Block 7 (seats 96) <b>114</b>
Public	Block S9 (12 seats) <b>412 seats</b> Block S8 (170 seats) Block S7 (60 seats, rows C-L) Block S6 (170 seats: rows C-M) Exit Door 6/7		Block 7 = 96 Block 6 = 190 Block 5 = 129 Block 4 = 129 Block 3 = 124 Block 2 = 149 Block 1 = 96 Total: 913 (approx.)
Spare seating	Blocks: S1-S5		

Annual Rotation: right to left (anticlockwise) when facing the pool from the permanent stand i.e. Block S16 moves back to Block S8, S8 (finish end) moves towards start end (S16).





# COMPETITOR AND SPECTATOR SEATING



## HISTORY OF RESULTS

YEAR	A DIVISION	B DIVISION	C DIVISION	D DIVISION
1990	John XXIII	All Saints	ACS St Mark	St Joseph's Northam
1991	John XXIII	All Saints	Stella Maris/St Patrick's	Kolbe
1992	John XXIII	Chisholm	Kolbe	John Wollaston
1993	Newman	Bunbury CC	Prendiville	John Paul College
1994	Newman	Corpus Christi	Bunbury CG	Lake Joondalup
1995	Newman	Corpus Christi	John Wollaston	Frederick Irwin
1996	Newman	St Mark's	La Salle	John Septimus Roe
1997	Newman	St Stephen's	Lake Joondalup	Mater Dei
1998	Newman	St Mark's	Nagle	Winthrop
1999	Newman	St Mark's	Mater Dei	Swan Christian
2000	Newman	Mater Dei	Winthrop	Lumen Christi
2001	Newman	St Mark's	Frederick Irwin	Seton
2002	Newman	St Mark's	Lake Joondalup	Swan Christian
2003	Sacred Heart	All Saints'	Prendiville	Lumen Christi
2004	Sacred Heart	Mater Dei	Lumen Christi	Somerville
2005	Newman	John XXIII	Lake Joondalup	St Stephen's (C)
2006	All Saints'	Mater Dei	John Paul	John Septimus Roe
2007	All Saints'	Frederick Irwin	Winthrop	Emmanuel
2008	All Saints'	St Mark's	St Stephen's (D)	Mandurah CC
2009	All Saints'	St Stephen's (D)	John Paul	St Norbert
2010	All Saints'	Prendiville	Mandurah CC	Kolbe
2011	Sacred Heart	St Stephen's (C)	Kolbe	Seton
2012	Sacred Heart	John XXIII	Peter Moyes	Mandurah BC
2013	Sacred Heart	Corpus Christi	Frederick Irwin	Bunbury CGS
2014	Sacred Heart	John XXIII	Bunbury Grammar	Kennedy
2015	Sacred Heart	Kolbe	Kennedy	MacKillop
2016	Sacred Heart	St Stephen's Duncraig	St Mary MacKillop	Georgiana Molloy ACS
2017	Sacred Heart	Chisholm	Ursula Frayne	Mandurah Baptist
2018	Sacred Heart	Newman	Peter Moyes	Swan Christian
<b>2019</b>	<b>Sacred Heart</b>	<b>Mandurah CC</b>	<b>Nagle</b>	<b>Kingsway</b>



## C DIVISION SHIELD HOLDERS 2019

SHIELD	SCHOOL
Junior Boys	Lake Joondalup
Junior Girls	Nagle
Overall Aggregate	Nagle
Overall Boys	Lake Joondalup
Overall Girls	Nagle
Senior Boys	Lake Joondalup
Senior Girls	St Mary MacKillop




Connecting with us is easier than you think!  
Download the app for results, programs & more.

SEARCH FOR:

**ASSC & CATHOLIC COLLEGES  
OF WA**

IN YOUR APP STORE



### OVERALL BOYS

1	_____
2	_____
3	_____
4	_____
5	_____
6	_____
7	_____
8	_____

### OVERALL GIRLS

1	_____
2	_____
3	_____
4	_____
5	_____
6	_____
7	_____
8	_____

### OVERALL AGGREGATE

1	_____
2	_____
3	_____
4	_____
5	_____
6	_____
7	_____
8	_____